

## RAIN HARVESTING SYSTEMS



## R1 and R2 WELL WATER SYSTEM

- The annual average rainfall on each UK house is 98,000 litres.
- The average UK family (4 people) uses nearly 250,000 litres of potable water a year.
- Water bills will increase by over 23% from 2004-2010 in the UK .
- 50% of the water used in a domestic dwelling could be substituted for rainwater.
- The Well Water Rain Harvesting System is cost effective and also reduces your carbon foot print.
- During the summer months garden irrigation and car washing can use 40% of the total water used.

### Guarantee:

Pumps - 2 years  
EASY PRESS Regulator - 2 years  
Filters - 2 years; Tank - 10 years  
Seals - 20 years

### Components in the R1 include:

(see inside for R2 specification)

Tank HDPE, Submersible Pump, Regulator, EN Standard Plastic Fittings, Ferschde Seals, Non-return Value, Wisy Filters and Cover & Frame.

### Optional Extras:

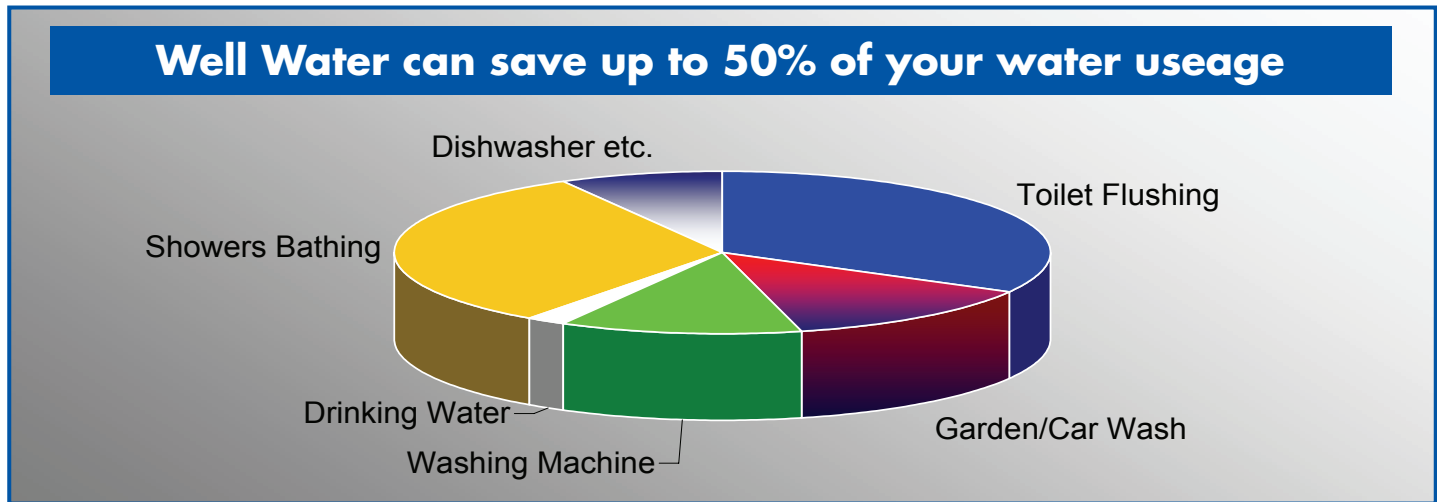
High Level Alarm, Pump Failure Alarm, Additional Filters including Ultra Violet, Dosing Systems, Multiple Chambers and Multiple Pumps.

**Well Water - Harvesting Your Liquid Assets**

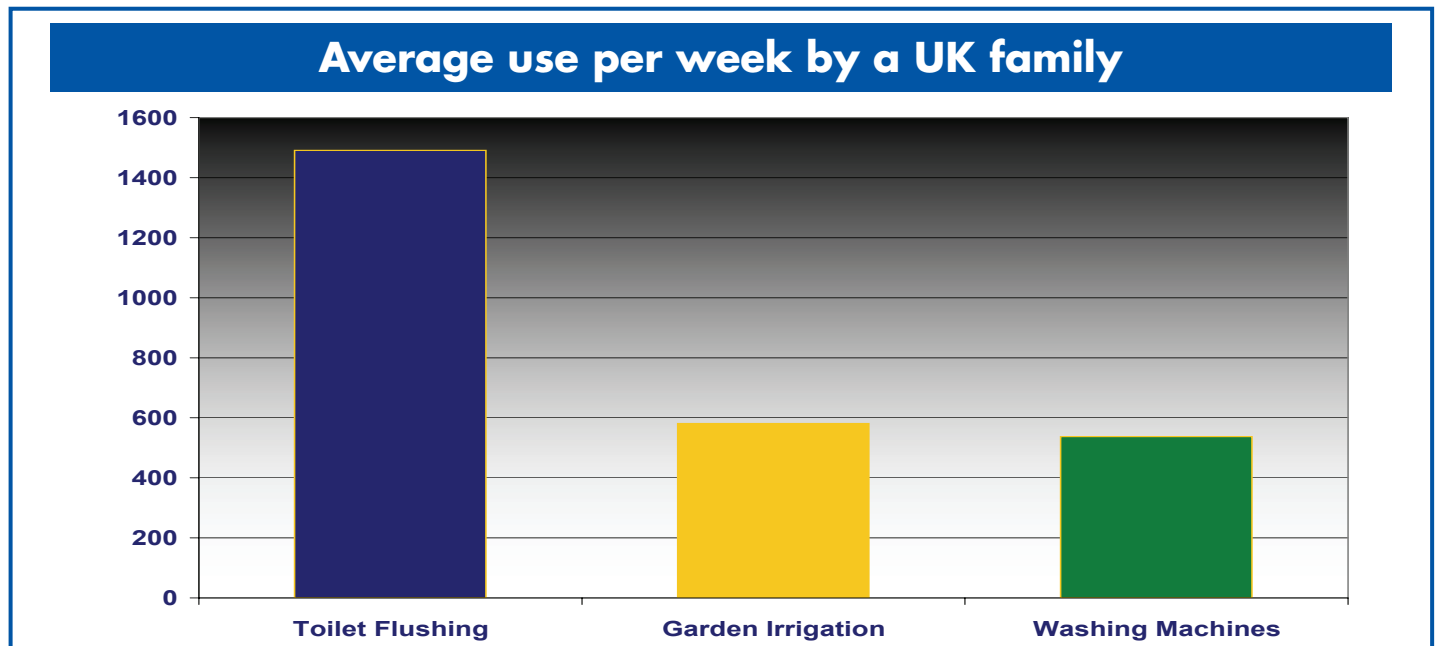
## The Requirement For The Well Water System The Financial Advantage of Well Water System

In the UK the roof area and guttering system on the average four bedroom house captures over 98m<sup>3</sup> of rainwater, it is then not normally harvested by the homeowner and goes direct to drainage. The rain harvested by the Well Water System can meet up to 50% of your water use, by substituting rainwater for car washing, toilet flushing, garden irrigation etc. By using a Well Water System you will also reduce surface water run off by between 50%-60% on your house plot.

We produce two ranges of Well Water Systems the R1 and R2. The R1 range is designed for outdoor use for car washing, vehicle wash down, agricultural use, aquaculture and irrigation systems. The R2 is designed to be used for the above uses along with internal appliances such as toilet flushing and washing machines.



According to OFWAT water bills will continue to increase by an average of approximately 23.4% between 2004 and 2010. In some areas the increase will be over 30%. Rainwater is soft water so appliances benefit from reduced corrosion through limescale.



Average water consumption by an individual in United Kingdom is approaching 160 litres per day so for a family of four that's nearly a 250,000 litres per year. By fitting a Water Well System a typical family could save over 100,000 litres of water a year, reducing both your carbon footprint and water bills if your dwelling is metered.

## The R1/R2 Well Water System

The Well Water range of light industrial, commercial and domestic harvesting systems treats the rainwater from your roof area (up to 150m<sup>2</sup>) through a Micron Filter to DIN Standards. No particle larger than 0.28mm will enter the Well Water System. Over 90% of the rainwater is filtered and collected by our system.

The Well Water system has an integral overflow system fitted with a non return valve to prevent surging from the main drains, along with a water trap to stop smells and odour from overflow drains tainting the rainwater in the Water Well System.

The patented filter system can be installed either above or below ground as with all Well Water components the filter carries a guarantee.

In addition to the high performance submersible pump the Well Water system incorporates the Easy Press controller. This will operate the pump immediately when the valve or tap in the pipe system is opened and stops the Pump immediately when the valve or tap is closed, or if the pump runs dry. The controller can operate up to 15m away from the Pump. No programming is required for the Easy Press controller. The R1 is designed for above or below ground installation.

The storage vessels for the Well Water Systems are manufactured from either HDPE (high density polyethylene) or Resin Transfer Moulded Glass & Resin.

The R2 Well Water System is designed to supply internal appliances as well as the outdoor uses. Rainwater can be used for toilet flushing and washing machines. The R2 system incorporates vortex filters solenoids and pump control units as well as the many design features mentioned above for the R1 Well Water System. The R2 can harvest rainwater from larger roof areas greater than 150m<sup>2</sup>. The R2 system is designed for below ground installation.

### Product Codes

#### The R1 Well Water System For Outdoor Applications

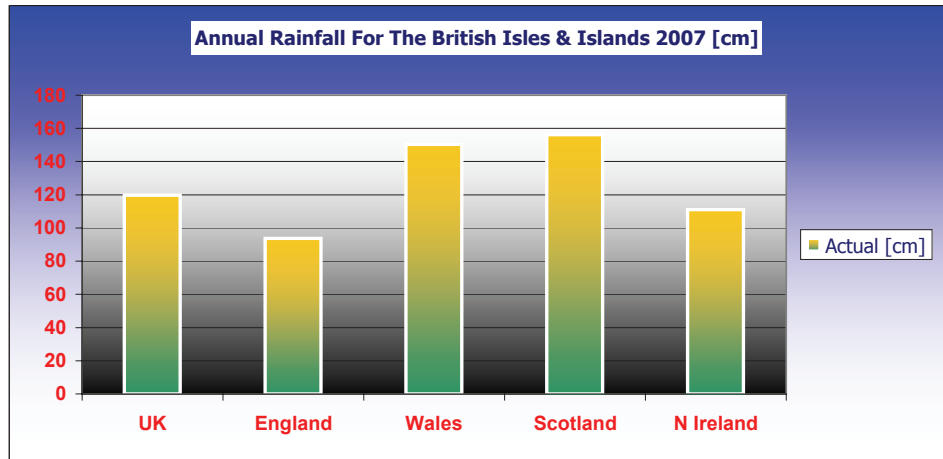
Product Range	Dia. mm	Height mm	Capacity Litres
<b>R1W1</b>	1260	1500	1450
<b>R1W2</b>	1260	1600	1800
<b>R1W3</b>	1260	2000	2150
<b>R1W4</b>	1260	1900	3400
<b>R1W5</b>	2300	2300	6000

### Product Codes

#### The R2 Well Water System For Indoor and Outdoor Applications

Product Range	Dia. mm	Height mm	Capacity Litres
<b>R2W1</b>	1260	1500	1450
<b>R2W2</b>	1260	1600	1800
<b>R2W3</b>	1260	2000	2150
<b>R2W4</b>	1260	1900	3400
<b>R2W5</b>	2300	2300	6000

Year 2007	Rainfall	
	Actual [cm]	Anom Increase on 06 [%]
<b>UK</b>	<b>119.7</b>	<b>109</b>
<b>England</b>	<b>93.68</b>	<b>113</b>
<b>Wales</b>	<b>150.3</b>	<b>107</b>
<b>Scotland</b>	<b>156.2</b>	<b>106</b>
<b>N Ireland</b>	<b>111</b>	<b>101</b>
<b>England &amp; Wales</b>	<b>101.4</b>	<b>112</b>
<b>England N</b>	<b>102.8</b>	<b>109</b>
<b>England S</b>	<b>88.86</b>	<b>116</b>
<b>Scotland N</b>	<b>178.6</b>	<b>111</b>
<b>Scotland E</b>	<b>118.25</b>	<b>106</b>
<b>Scotland W</b>	<b>167.22</b>	<b>100</b>
<b>England E &amp; NE</b>	<b>83.35</b>	<b>111</b>
<b>England NW &amp; Wales N</b>	<b>136.81</b>	<b>107</b>
<b>Midlands</b>	<b>93.8</b>	<b>121</b>
<b>East Anglia</b>	<b>69.27</b>	<b>115</b>
<b>England SW &amp; Wales S</b>	<b>131.66</b>	<b>109</b>
<b>England SE &amp; central S</b>	<b>84.61</b>	<b>111</b>



The tables below show the average rainfall that would fall on the roof areas over a year. The regional figures show the variation in rainfall within the United Kingdom and Northern Ireland.

## Domestic Roofing

Domestic Light & Industrial Roof Area Drained M <sup>2</sup> Av 2-4 Bed House	Average Litres Per Year All Countries	Average Litres Per Year England	Average Litres Per Year Wales	Average Litres Per Year Scotland	Average Litres Per Year N.Ireland
250	29,925	23,420	37,575	39,050	27,750
300	35,910	28,104	45,090	46,860	33,300
350	41,895	32,788	52,605	54,670	38,850
400	47,880	37,472	60,120	62,480	44,400
450	53,865	42,156	67,635	70,290	49,950
500	59,850	46,840	75,150	78,100	55,500
550	65,835	51,524	82,665	85,910	61,050
600	71,820	56,208	90,180	93,720	66,600
650	77,805	60,892	97,695	101,530	72,150
700	83,790	65,576	105,210	109,340	77,700
750	89,775	70,260	112,725	117,150	83,250
800	95,760	74,944	120,240	124,960	88,800

## Agricultural & Industrial Roof Area

Agricultural/Industrial Roof Area Drained M <sup>2</sup>	Average Litres Per Year All Countries	Average Litres Per Year England	Average Litres Per Year Wales	Average Litres Per Year Scotland	Average Litres Per Year N.Ireland
900	107,730	84,312	135,270	140,580	99,900
1000	119,700	93,680	150,300	156,200	111,000
1100	131,670	103,048	165,330	171,820	122,100
1200	143,640	112,416	180,360	187,440	133,200
1300	155,610	121,784	195,390	203,060	144,300
1400	167,580	131,152	210,420	218,680	155,400
1500	179,550	140,520	225,450	234,300	166,500
1750	209,475	163,940	263,025	273,350	194,250
2000	239,400	187,360	300,600	312,400	222,000
2500	299,250	234,200	375,750	390,500	277,500
5000	359,100	281,040	450,900	468,600	333,000
10000	478,800	374,720	601,200	624,800	444,000